

Lateral Plungers • smooth, without seal - INCH

2B150.0065



Product Description

To be used for positioning and applying pressure, e.g. during painting and sandblasting.

Material

Body

- Aluminium Al

Spring

- Stainless steel

Pin

- Thermoplastic POM, white

Assembly

Installation by pressing in.

Formula for calculating the center distance for the mounting hole:

$$l_0 = z/2 + w + x,$$

l_0 = center distance,

y = workpiece height,

w = workpiece length,

x = coordinate dimension,

s = stroke,

z = stop diameter

Calculation dimension x :

y greater than or equal to $l_2 - d_2/2$,

$$\text{then } x = d_2/2 - s$$

or

y smaller than $l_2 - d_2/2$,

$$\text{then } x = d_2/2 - s - [(l_2 - d_2/2 - y) \cdot 0,123]$$

Characteristic

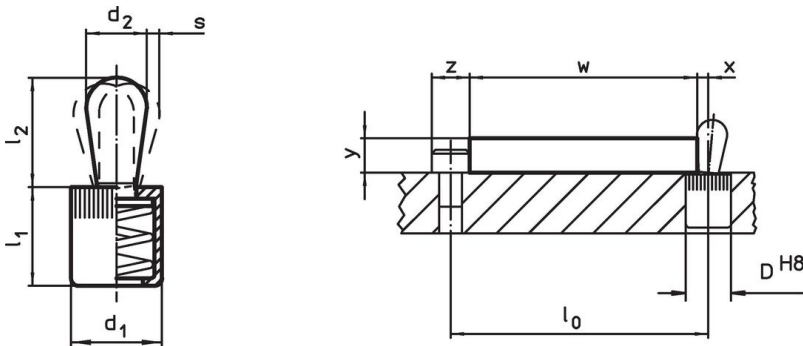
Version light spring load = spring from stainless steel

More information



Further products

- Eccentric Mounting Bushings, for lateral plungers, smooth - INCH

Drawing





Order information

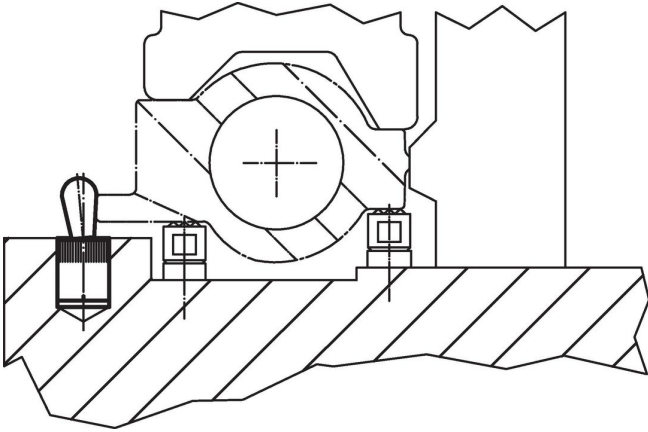
Dimensions		Spring load F max. 1) ~ [lb]	Dimensions		Stroke s [in]	Location hole D H8 [in]	 max. [°F]	 [oz]	Art. No.
d ₁	d ₂		l ₁	l ₂					
[in]			[in]						
Pin: Thermoplastic/Light spring load									
7/16	0.236	9	0.433	0.421	0.08	7/16	176	0.07	2B150.0065

¹⁾ statistical average value

Accessories

	Dimensions d ₁ [in]	 [oz]	Art. No.
assembly tool			
	7/16	1.749	22150.0831

Application example



Compliance

RoHS compliant

Compliant according to Directive 2011/65/EU and Directive 2015/863.

Does not contain SVHC substances

No SVHC substances with more than 0.1% w/w contained - SVHC list [REACH] as of 23.01.2024.

Does not contain Proposition 65 substances

No Proposition 65 substances included.

<https://www.P65Warnings.ca.gov/>

Free from Conflict Minerals

This product does not contain any substances designated as "conflict minerals" such as tantalum, tin, gold or tungsten from the Democratic Republic of Congo or adjacent countries.