

Lateral Plungers • with plastic spring and pin - INCH

2B150.0230



Product Description

To be used for positioning and applying pressure, e.g. during painting and sandblasting.

Material

Body

- Aluminium Al

Spring

- plastic

Pin

- Steel, case-hardened, blackened

Assembly

Installation by pressing in.

Formula for calculating the center distance for the mounting hole:

$$l_0 = z/2 + w + x,$$

l_0 = center distance,

y = workpiece height,

w = workpiece length,

x = coordinate dimension,

s = stroke,

z = stop diameter

Calculation dimension x :

y greater than or equal to $l_2 - d_2/2$,

then $x = d_2/2 - s$

or

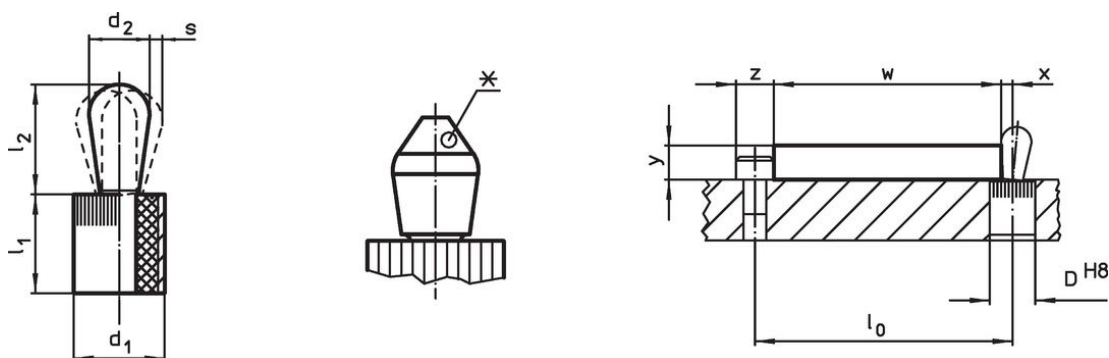
y smaller than $l_2 - d_2/2$,

then $x = d_2/2 - s - [(l_2 - d_2/2 - y) * 0,123]$

Characteristic



Version standard spring load = red spring

Drawing





*some sizes (see chart) have a deviating pin shape

Order information

Dimensions		Spring load	Dimensions		Stroke	Location			Art. No.
d ₁	d ₂	F max. ¹⁾ ~	l ₁ -0.03	l ₂ ±0.02	s	hole D H8	max.		
[in]		[lb]	[in]		[in]	[in]	°F	[oz]	
Pin: Steel/Standard spring load									
1/2	0.315	11.1	0.553	0.515	0.048	0.5	212	0.26	2B150.0230

¹⁾ statistical average value

Accessories

	Dimensions		Art. No.
	d ₁ [in]	[oz]	
assembly tool			
	1/2	2.321	22150.0832

Compliance

RoHS compliant

Compliant according to Directive 2011/65/EU and Directive 2015/863.

Does not contain SVHC substances

No SVHC substances with more than 0.1% w/w contained - SVHC list [REACH] as of 23.01.2024.

Does not contain Proposition 65 substances

No Proposition 65 substances included.

<https://www.P65Warnings.ca.gov/>

Free from Conflict Minerals

This product does not contain any substances designated as "conflict minerals" such as tantalum, tin, gold or tungsten from the Democratic Republic of Congo or adjacent countries.