

Lateral Plungers • smooth, with seal

22150.0111



Product Description

To be used for positioning and applying pressure, e.g. during painting and sandblasting.
Sealed against chips and dirt.

Material

Seal

- CR

Body

- Aluminium Al

Spring

- Steel, blackened

Pin

- Steel, case-hardened, zinc-plated by galvanization

Assembly

Installation by pressing in.

Formula for calculating the center distance for the mounting hole:

$$l_0 = z/2 + w + x,$$

l_0 = center distance,

y = workpiece height,

w = workpiece length,

x = coordinate dimension,

s = stroke,

z = stop diameter

Calculation dimension x :

y greater than or equal to $l_2 - d_2/2$,

then $x = d_2/2 - s$

or

y smaller than $l_2 - d_2/2$,

then $x = d_2/2 - s - [(l_2 - d_2/2 - y) * 0,123]$

Characteristic

Version standard spring load = spring from steel, blackened

More information

Further products

- Eccentric Mounting Bushings, for lateral plungers, smooth

Drawing





Order information

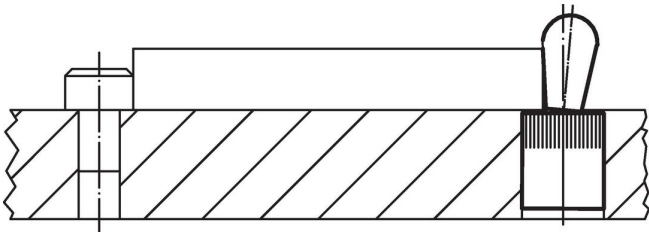
Dimensions		Spring load $F_{\max.}^{1)}$ ~ [N]	Dimensions		Stroke s [mm]	Location hole D H8 [mm]	max. [°C]	[g]	Art. No.
d_1	d_2		l_1 -2	l_2 ± 0.5					
[mm]	[mm]		[mm]	[mm]					
Pin: Steel/pin from steel, standard spring load									
6	3	20	7.5	4	1	6	110	0.6	22150.0111

¹⁾ statistical average value

Accessories

	Dimensions d ₁ [mm]	 [g]	Art. No.
assembly tool			
	6	19	22150.0830

Application example



Compliance

RoHS compliant

Contains lead - compliant according to exceptions 6a / 6b / 6c.

Contains SVHC substances >0,1% w/w

Contains lead - SVHC list [REACH] as of 23.01.2024.

Contains Proposition 65 substances



Lead can cause cancer and reproductive harm from exposure
<https://www.P65Warnings.ca.gov/>

Free from Conflict Minerals

This product does not contain any substances designated as "conflict minerals" such as tantalum, tin, gold or tungsten from the Democratic Republic of Congo or adjacent countries.